

# METALIA<sup>®</sup>

## HEALTH CARE





# METALIA HEALTH CARE SOLUTIONS

## A CLEAN AND SAFE ENVIRONMENT FOR OPTIMIZED EFFICIENCY

**MS** MODULAR CABINET  
**500DD40-0601F-D0-A1**  
◀ 30" ▶ 24½" ◆ 40¼"  
🚚 6 📦 135



### METALIA® LIFETIME WARRANTY

Store your worries away.

#### What's in it for you?

- Ensures high performance through the whole life cycle of the unit, limiting downtime.
- Peace of mind: All Metalia® products carry a Lifetime Warranty.



- 1 440 lb capacity per drawer**  
10% more than industry standard.



- 5 Digital locking system\***  
Better control, easier management.



- 9 100% opening**  
Easy access and control over what matters most to you.



- 2 Swiss-made sliding system on Delrin® with Safety Lock.**  
NASA sourced material is used to create the world's best sliding system.



- 6 LED drawer lighting\***  
Focus on your productivity.



PATENTED DESIGN

- 10 Ergonomic drawer handle with patented design and lock-in mechanism\***  
Quality you can feel.



- 3 Full height drawer sidewalls**  
Every cubic inch at your service.



- 7 Integrated forklift base**  
Mobility... simplified.



- 11 "One drawer at a time" system\***  
Safety is the #1 priority.



- 4 Rolled-edges drawer face**  
Durability on the frontline.



- 8 Partitions and dividers**  
Organized to perform better.



- 12 Unique powder coating**  
Great look, durable, amazing protection.

\*Available as options



**MS** DRAWERS IN SHELVING  
**520KD24-0501-D0-W1**

◀ 48" ▶ 24½" ◆ 24"  
 🚪 5 🗲 108

## MODELS

See our full catalog for a wider selection.



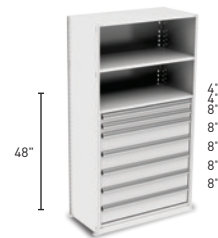
**500KD40-0701F-D0-W1**

◀ 48" ▶ 24½" ◆ 40½" 🚪 7 🗲 156



**500GD60-0701F-D0-W1**

◀ 36" ▶ 24½" ◆ 60" 🚪 7 🗲 60



#	🚪	◀ ▶	◆	🗲
<b>520GC48-0701-W1</b>	7	36" x 18" x 48"		88
<b>520GD48-0701-W1</b>	7	36" x 24½" x 48"		78
<b>520KC48-0701-W1</b>	7	48" x 18" x 48"		132
<b>520KD48-0701-W1</b>	7	48" x 24½" x 48"		108





# MAINTENANCE DEPARTMENT EFFICIENCY AT THE HEARTH OF YOUR OPERATIONS




**MS** MOBILE CABINET  
**501DD40-0601F-D0-W1**  
◀ 30" ▶ 24½" ◆ 39"  
6 135

**MS** DRAWERS IN SHELVING  
**520KD48-0901-W1**  
◀ 48" ▶ 24½" ◆ 48"  
9 204

## POPULAR COLORS

See our catalog for  
complete selection



White  
**W1**




Metalia® Grey  
**B1**



Black  
**C1**



Metalia® Blue  
**A1**



Beige  
**G1**

## SINCE 1990, WE HAVE BEEN CREATING INNOVATIVE STORAGE SOLUTIONS TO MAXIMIZE YOUR ORGANIZATION AND THE WORKFLOW OF YOUR OPERATIONS.

### DESIGN

Our experienced engineers and industrial designers created Metalia® products to make them useful, efficient and stylish.

### INNOVATION

Protected by numerous patents, Metalia® products stand for innovation and offer the latest technology and features in the industry.

### DURABILITY AND TECHNOLOGY

Metalia® products are made of the finest materials using the latest technology and are lifetime guaranteed. Our goal: provide the user with maximum productivity.